

HYG065P03LQ1 D/U/V

Feature

Pin Description

-

-
-
-

Applications

- -
 -
-

HYG065P03LQ1 D/U/V

Absolute Maximum Ratings

Symbol	Parameter	Rating	Unit
Common Ratings			

HYG065P03LQ1 D/U/V

Electrical Characteristics (Cont.)

Symbol	Parameter	Test Conditions	HYG065P03LQ1			Unit
			Min	Typ	Max	
Dynamic Characteristics						
						Ω
Gate Charge Characteristics						

Typical Operating Characteristics

Figure 1: Power Dissipation

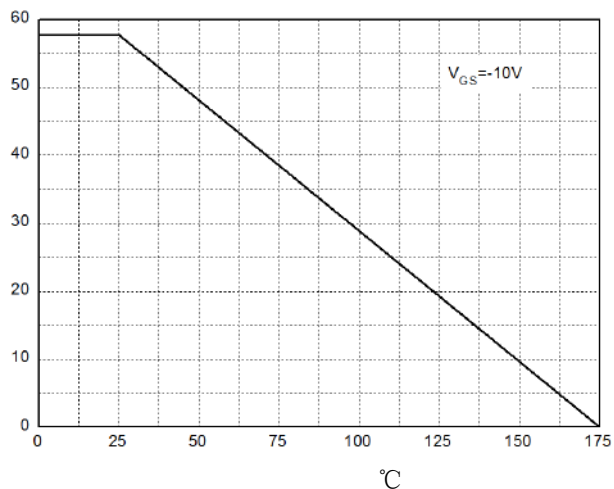


Figure 2: Drain Current

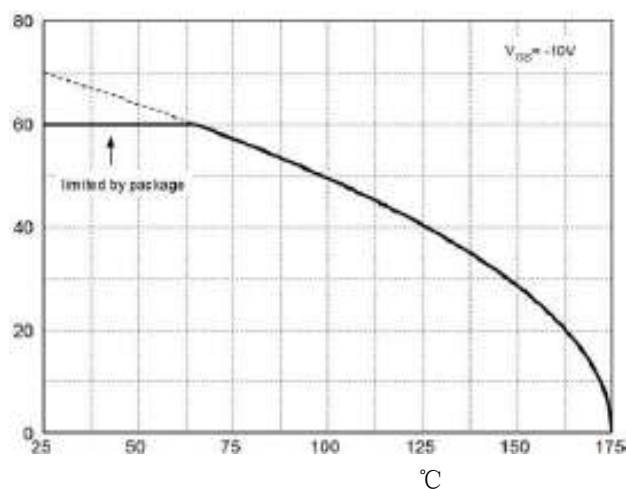


Figure 3: Safe Operation Area

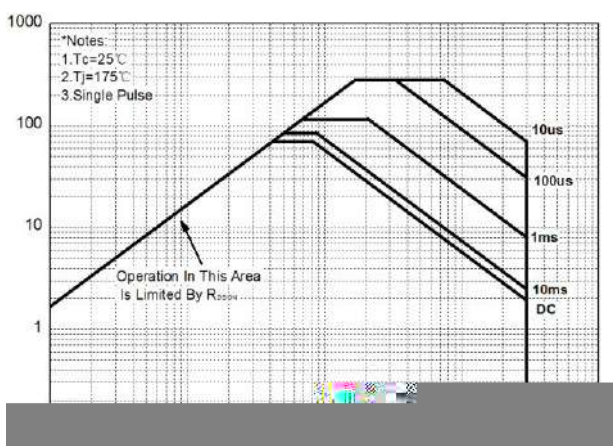


Figure 4: Thermal Transient Impedance

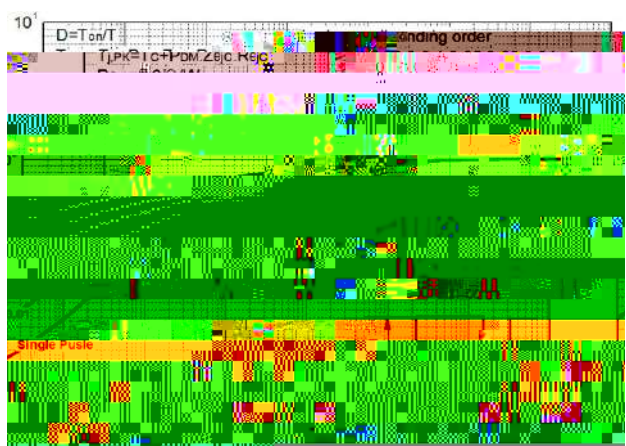


Figure 5: Output Characteristics





Figure 6: Drain-Source On Resistance



HYG065P03LQ1 D/U/V

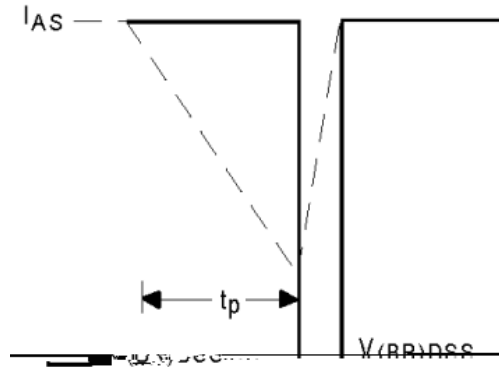
Typical Operating Characteristics(Cont.)

Figure 7: On-Resistance vs. Temperature

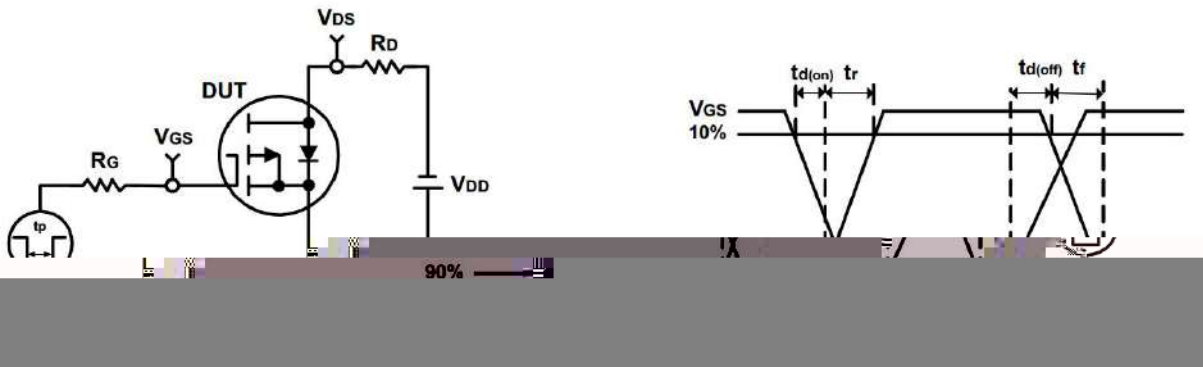
Figure 8: Source-Drain Diode Forward

°C

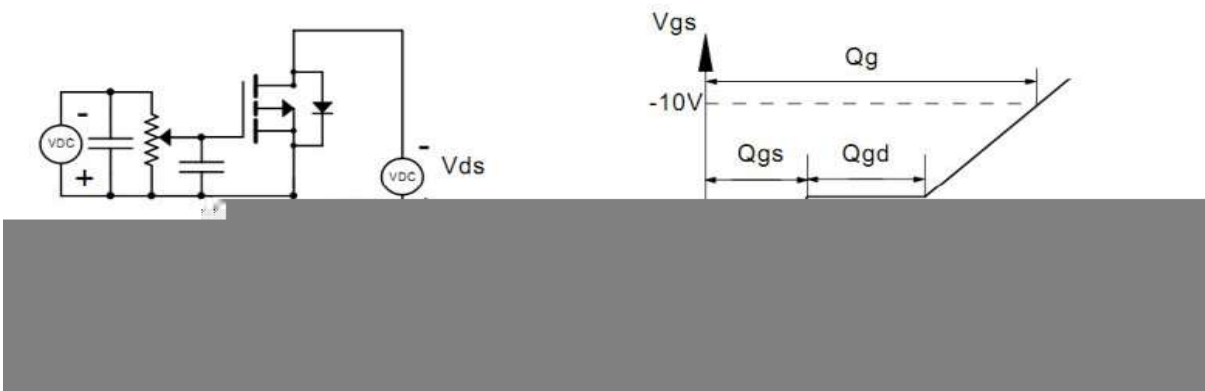
Avalanche Test Circuit



Switching Time Test Circuit



Gate Charge Test Circuit



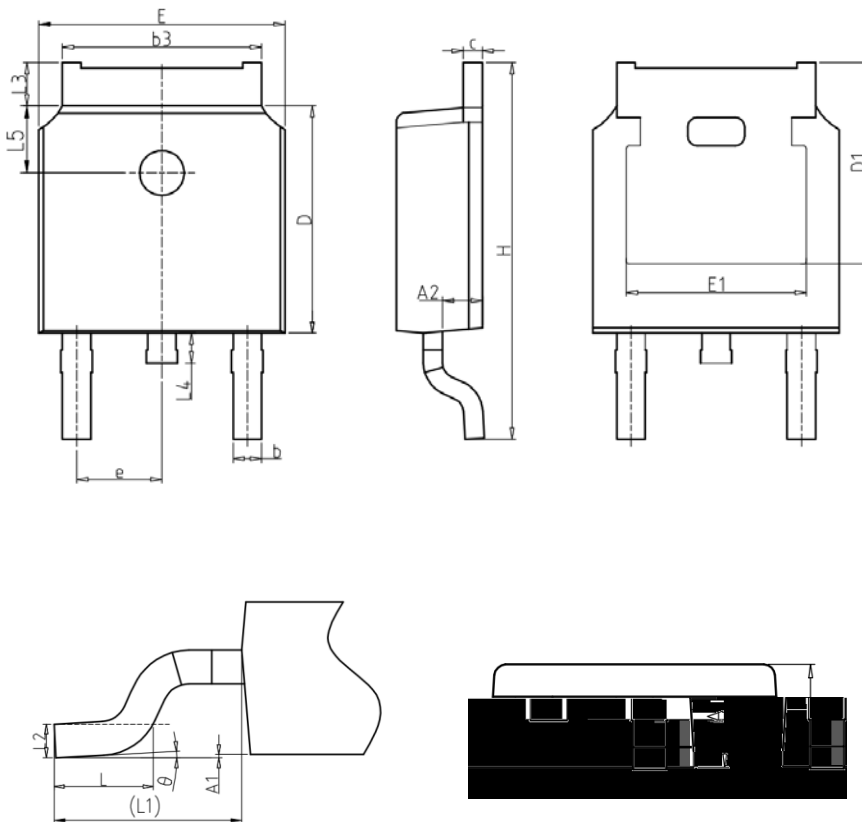
HYG065P03LQ1 D/U/V

Device Per Unit

Package Type	Unit	Quantity
TO-252-2L	Tube	75
TO-252-2L	Reel	2500
TO-251-3L	Tube	75
TO-251-3S	Tube	75

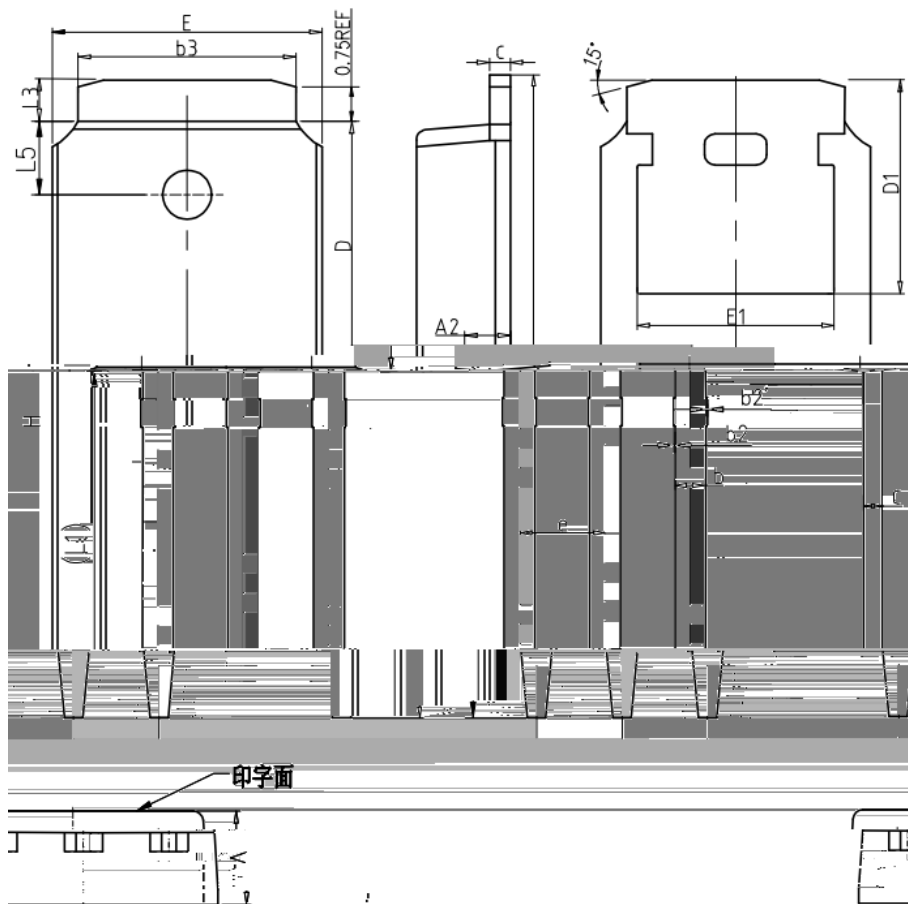
Package Information

TO-252-2L



HYG065P03LQ1 D/U/V

TO-251-3L




HYG065P03LQ1 D/U/V

TO-251-3S



Classification Profile



Classification Reflow Profiles

Profile Feature	Sn-Pb Eutectic Assembly	Pb-Free Assembly
Preheat & Soak		

Package Thickness	Volume mm ³ <350	Volume mm ³ ≥350
<		

Package Thickness	Volume mm ³ <350	Volume mm ³ 350-2000	Volume mm ³ ≥2000
≥			

Reliability Test Program

Test item	Method	Description

Customer Service

Worldwide Sales and Service: sales@hymexa.com

Technical Support: Technology@hymexa.com

Huayi Microelectronics Co., Ltd.

No.8928, Shangji Road, Economic and Technological Development Zone, Xi'an, China

TEL: (86-029) 86685706

FAX: (86-029) 86685705

E-mail: sales@hymexa.com

Web net: www.hymexa.com