

--

Feature

Pin Description

-
-
-
-

Applications

-
-

Ordering and Marking Information

--	--

Absolute Maximum Ratings

Symbol	Parameter	Rating	Unit
Common Ratings			
Mounted on Large Heat Sink			
θ			
θ			

Electrical Characteristics

Symbol	Parameter	Test Conditions	HYG130ND03LR1			Unit
			Min	Typ.	Max	
Static Characteristics						
Diode Characteristics						

Electrical Characteristics (Cont.)

Symbol	Parameter	Test Conditions	HYG130ND03LR1			Unit
			Min	Typ.	Max	
Dynamic Characteristics						
Gate Charge Characteristics						

Typical Operating Characteristics

Figure 1: Power Dissipation

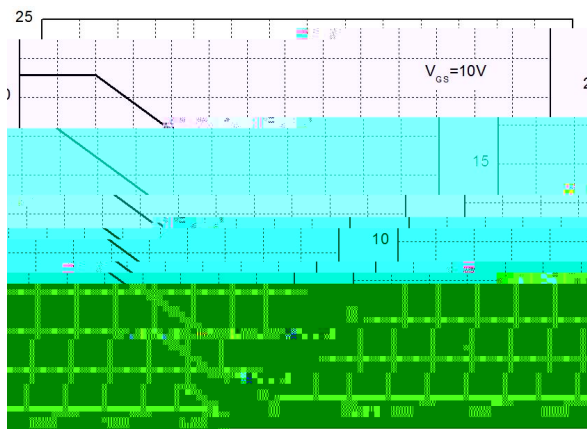


Figure 2: Drain Current

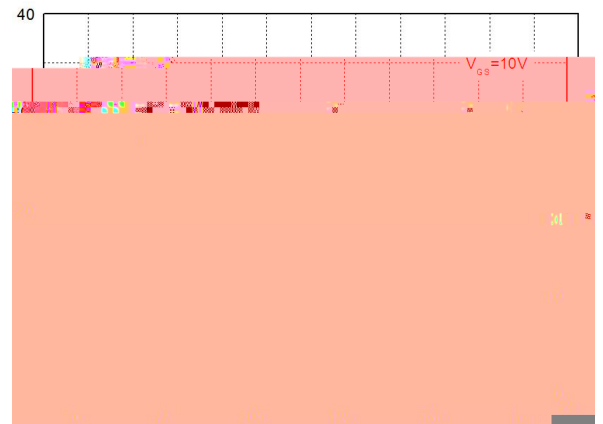


Figure 3: Safe Operation Area

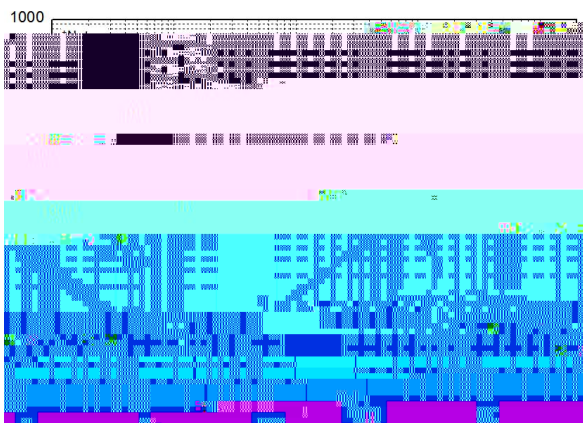


Figure 4: Thermal Transient Impedance




Figure 5: Output Characteristics

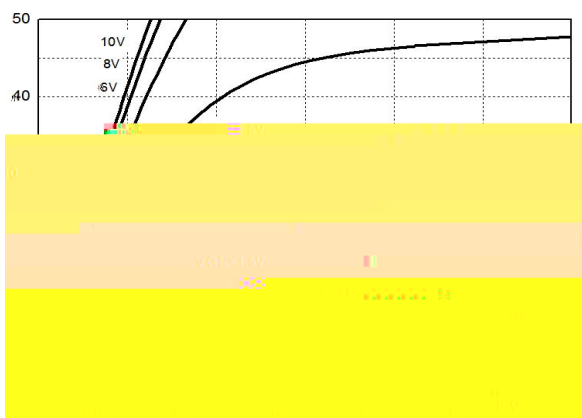
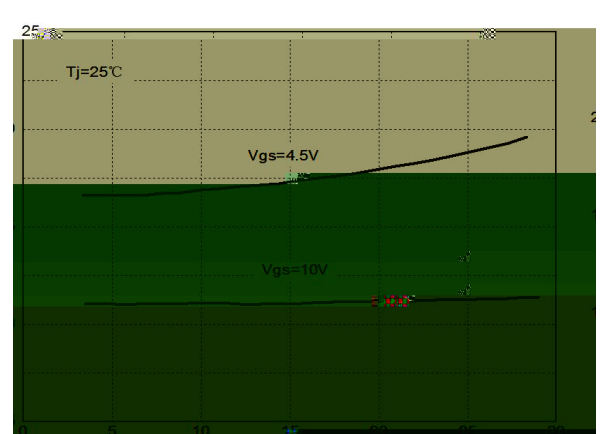



Figure 6: Drain-Source On Resistance



ical
Characteris
re 7
ve Tempe

Figure 8: Source-Drain Diode Forward



HYG130ND03LR1C2

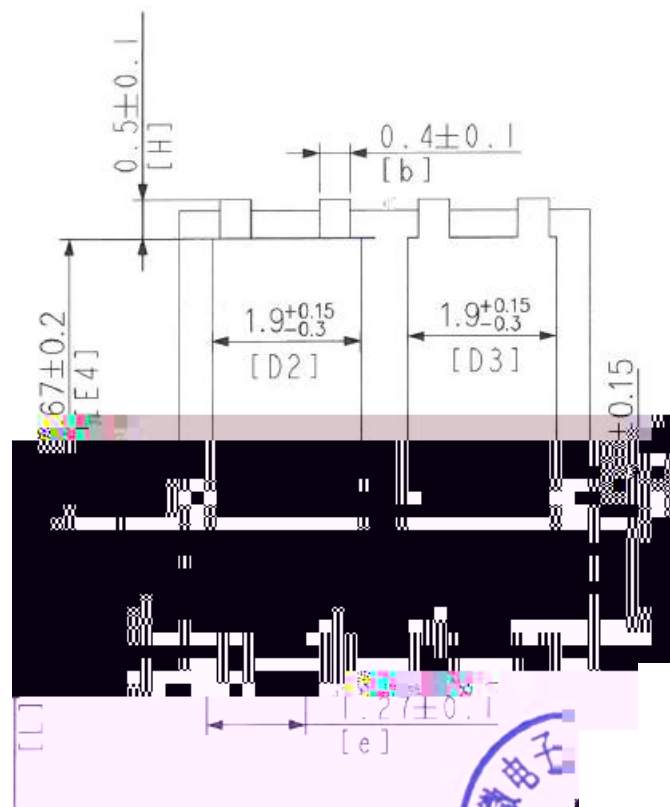
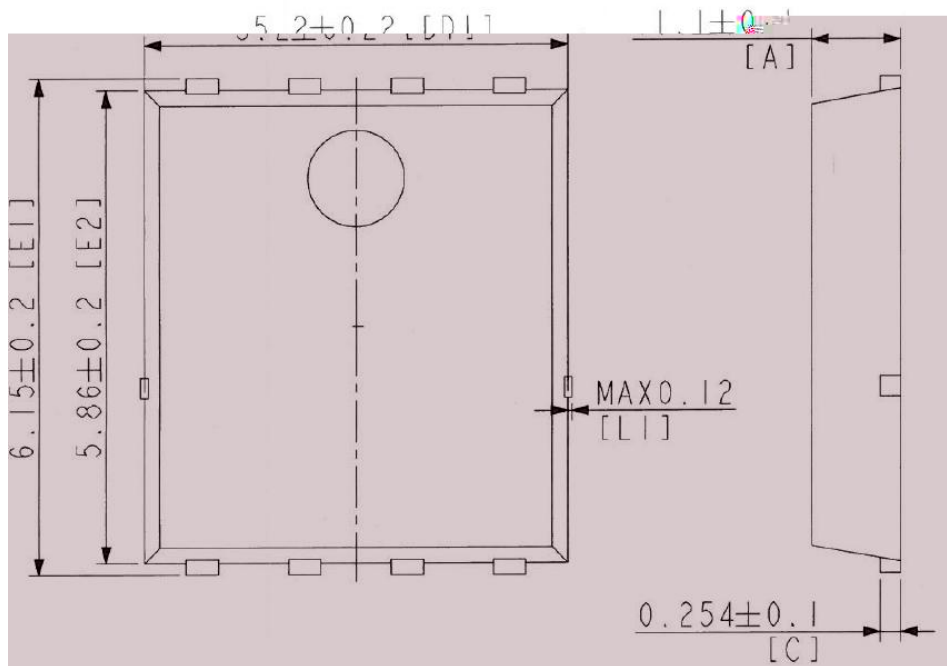
HYG130ND03LR1C2

Device Per Unit

Package Type	Unit	Quantity

Package Information

PDFN8L(5x6)



**Package
Thickness**

**Volume mm
<350**

**Volume mm
350**
