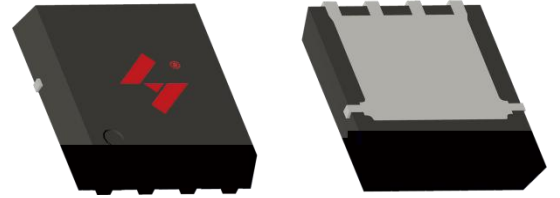


## Features

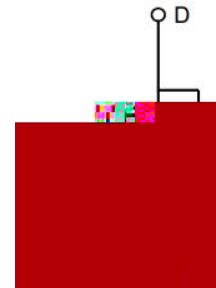
- 
- 
- 
- 

## Package




## Applications

- 
- 
- 



## Ordering and Marking Information

	
---	--

HYG110M 1LS102

Ab e M a

S b

Pa a e e

Ra

C Ra

M ed La e Hea S

HRR

HYG110M 1LS102



# HYG110N11LS1C2



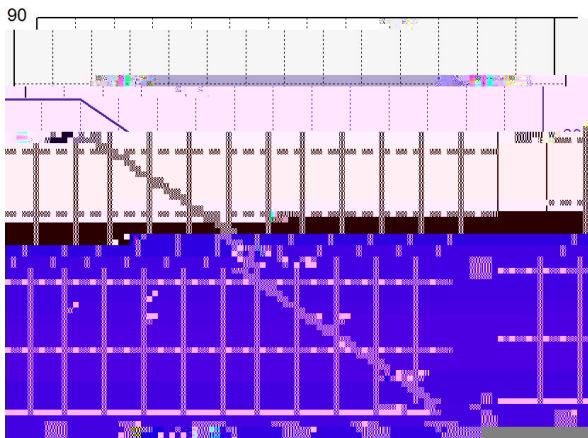
E e c c a C a a c e c (C .)

S b	P a a e e	T e C d	HYG110N11LS1			U
			M	T .	Ma	
<b>D a c C a a c e c</b>						
<b>G a e C a e C a a c e c</b>						

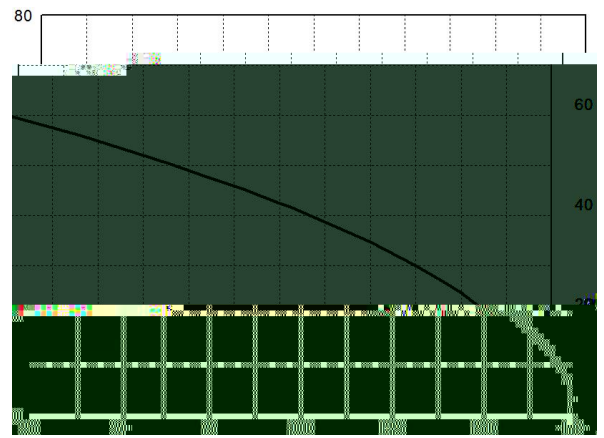
# HYG110N11LS1C2

T ca O e a C a a c e c


F e 1: P e D a



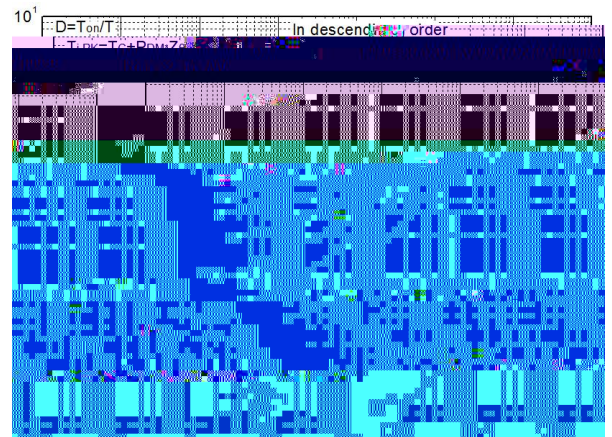
F e 2: D a C e



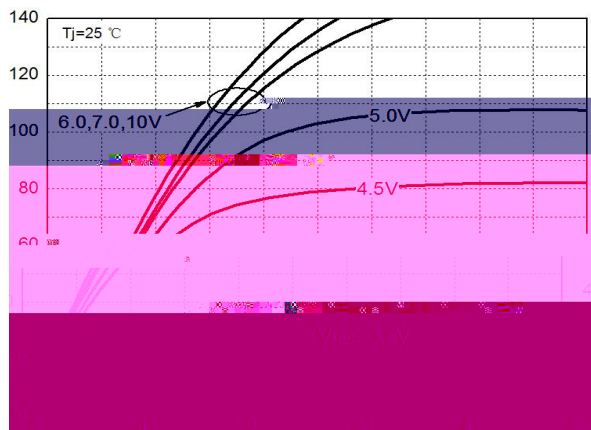
F e 3: Safe O e a A ea



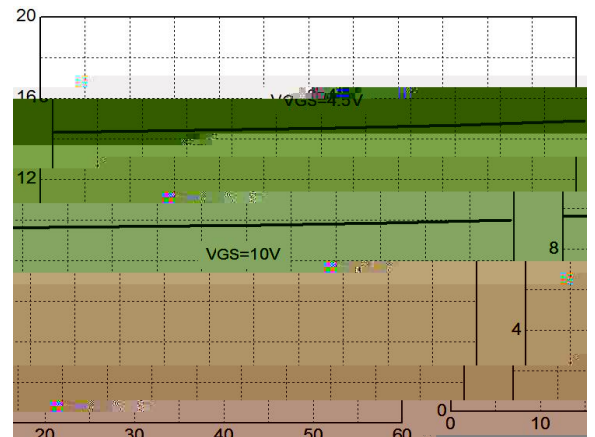
F e 4: T e a T a e I e d a c e



F e 5: O C a a c e c



F e 6: D a -S ce O Re a ce



# HYG110N11LS1C2

Figure 7: On-state resistance (R<sub>DS(on)</sub>)

Figure 8: Switching characteristics

Figure 9: Gate charge characteristics

Figure 10: Gate charge characteristics


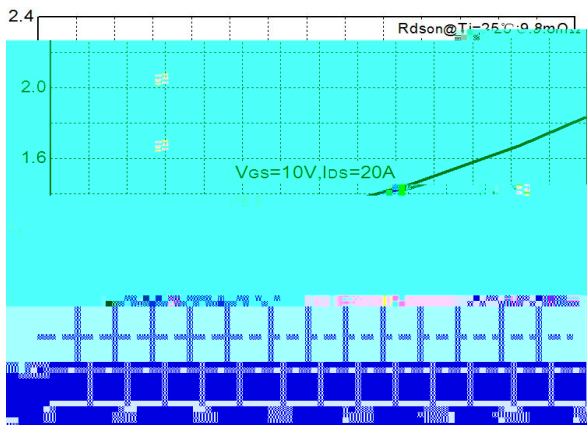


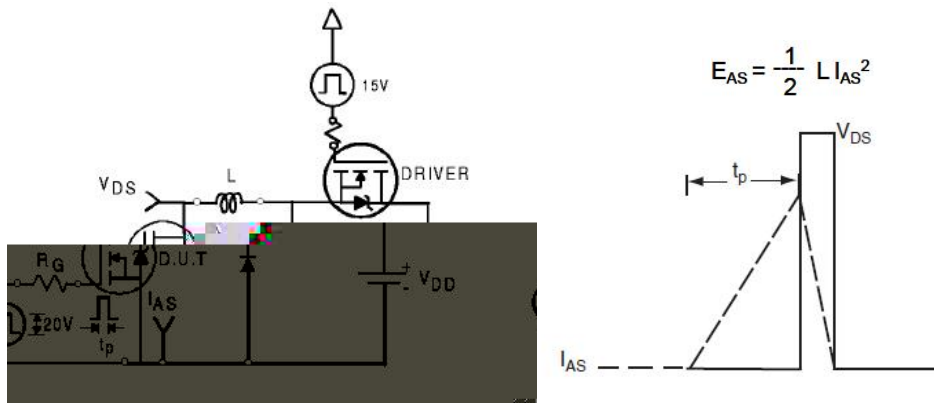


Figure 9: Gate charge characteristics

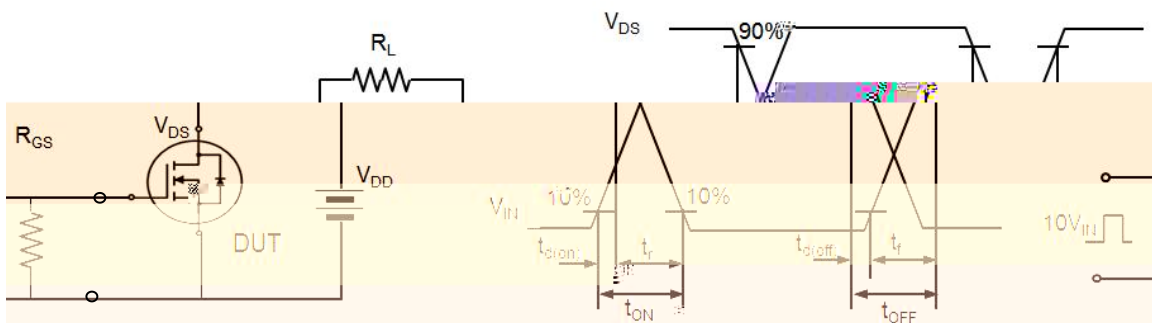
Figure 10: Gate charge characteristics



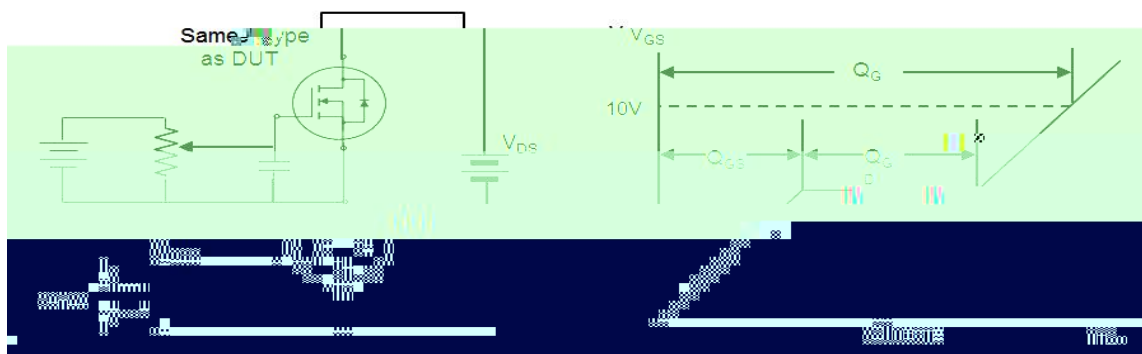
## A a a c e T e C c a d W a e f



## S c T e T e C c a d W a e f



## G a e C a e T e C c a d W a e f



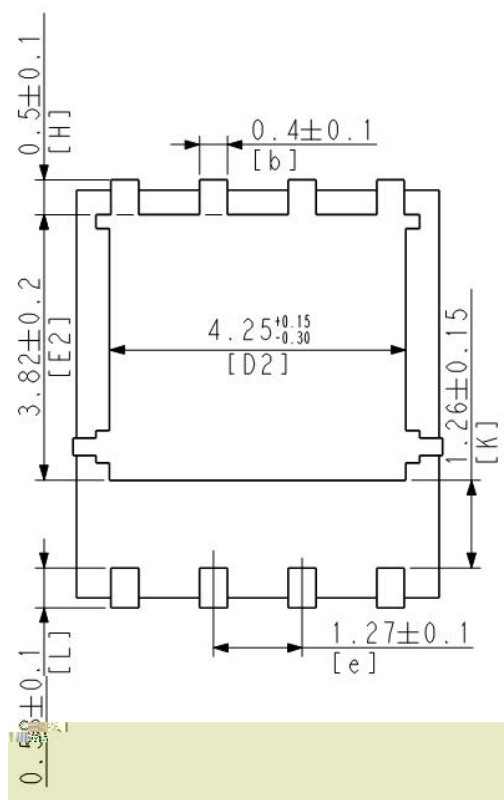
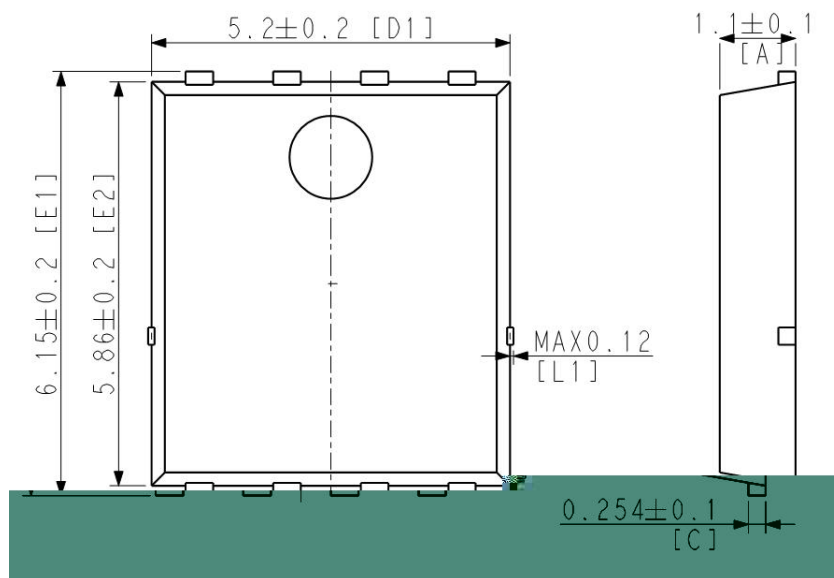
# HYG110N11LS1C2

De ce Pe U

Pac a eT e	U	Q a

Pac a e l f a

PDFN8L 5 6







# HYG110N11LS1C2

Pac a e T c e	V e <350	V e 350

Pac a e T c e	V e <350	V e 350-2000	V e 2000

## Re ab Te P a

Te e	Me d	De c

C e Se ce

---